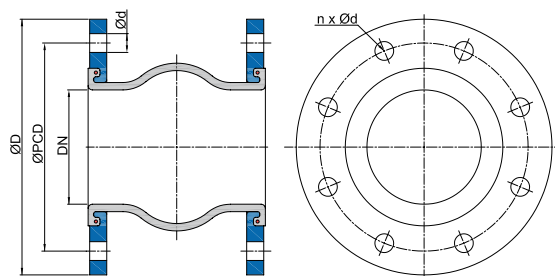


WILLBRANDT Flange Connection Dimensions

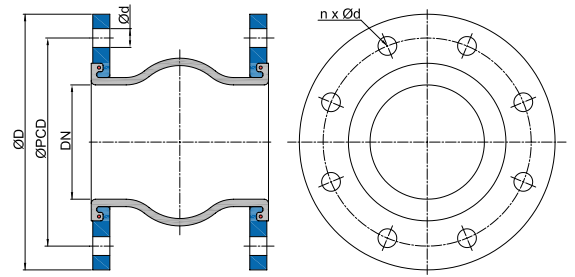


Flange table

DN	EN 1092-1 PN 6					EN 1092-1 PN 10					EN 1092-1 PN 16				EN 1092-1 PN 25			
	Inches	ØD mm	ØPCD mm	n	Ød mm	ØD mm	ØPCD mm	n	Ød mm	ØD mm	ØPCD mm	n	Ød mm	ØD mm	ØPCD mm	n	Ød mm	
20		90	65	4	11	105	75	4	14	105	75	4	14	105	75	4	14	
25	1	100	75	4	11	115	85	4	14	115	85	4	14	115	85	4	14	
32	1 ¼	120	90	4	14	140	100	4	18	140	100	4	18	140	100	4	18	
40	1 ½	130	100	4	14	150	110	4	18	150	110	4	18	150	110	4	18	
50	2	140	110	4	14	165	125	4	18	165	125	4	18	165	125	4	18	
65	2 ½	160	130	4	14	185	145	8	18	185	145	8	18	185	145	8	18	
80	3	190	150	4	18	200	160	8	18	200	160	8	18	200	160	8	18	
100	4	210	170	4	18	220	180	8	18	220	180	8	18	235	190	8	22	
125	5	240	200	8	18	250	210	8	18	250	210	8	18	270	220	8	26	
150	6	265	225	8	18	285	240	8	22	285	240	8	22	300	250	8	26	
175	7	295	255	8	18	315	270	8	22	315	270	8	22	330	280	12	26	
200	8	320	280	8	18	340	295	8	22	340	295	12	22	360	310	12	26	
250	10	375	335	12	18	395	350	12	22	405	355	12	26	425	370	12	30	
300	12	440	395	12	22	445	400	12	22	460	410	12	26	485	430	16	30	
350	14	490	445	12	22	505	460	16	22	520	470	16	26	555	490	16	33	
400	16	540	495	16	22	565	515	16	26	580	525	16	30	620	550	16	36	
450	18	595	550	16	22	615	565	20	26	640	585	20	30	670	600	20	36	
500	20	645	600	20	22	670	620	20	26	715	650	20	33	730	660	20	36	
600	24	755	705	20	26	780	725	20	30	840	770	20	36	845	770	20	39	
700	28	860	810	24	26	895	840	24	30	910	840	24	36	960	875	24	42	
800	32	975	920	24	30	1015	950	24	33	1025	950	24	39	1085	990	24	48	
900	36	1075	1020	24	30	1115	1050	28	33	1125	1050	28	39	1185	1090	28	48	
1000	40	1175	1120	28	30	1230	1160	28	36	1255	1170	28	42	1320	1210	28	56	
1200	48	1405	1340	32	33	1455	1380	32	39	1485	1390	32	48	-	-	-	-	
1300	52	1520	1450	32	36	1565	1485	32	42	1585	1490	36	48	-	-	-	-	
1400	56	1630	1560	36	36	1675	1590	36	42	1685	1590	36	48	-	-	-	-	
1500	60	1730	1660	36	36	1795	1705	36	48	1810	1705	36	56	-	-	-	-	
1600	-	1830	1760	40	36	1915	1820	40	48	1930	1820	40	56	-	-	-	-	
1700	-	1940	1865	40	39	2015	1920	44	48	2030	1920	44	56	-	-	-	-	
1800	72	2045	1970	44	39	2115	2020	44	48	2130	2020	44	56	-	-	-	-	
1900	-	2155	2075	44	42	2220	2125	48	48	2240	2125	44	62	-	-	-	-	
2000	-	2265	2180	48	42	2325	2230	48	48	2345	2230	48	62	-	-	-	-	
2100	84	2375	2285	48	42	2440	2335	48	56	-	-	-	-	-	-	-	-	
2200	-	2475	2390	52	42	2550	2440	52	56	2555	2440	52	62	-	-	-	-	
2400	96	2685	2600	56	42	2760	2650	56	56	2765	2650	56	62	-	-	-	-	
2500	-	2795	2705	56	48	2860	2750	56	56	2865	2750	60	62	-	-	-	-	
2600	-	2905	2810	60	48	2960	2850	60	56	2965	2850	60	62	-	-	-	-	
2800	-	3115	3020	64	48	3180	3070	64	56	-	-	-	-	-	-	-	-	
3000	120	3315	3220	68	48	3405	3290	68	62	-	-	-	-	-	-	-	-	
3200	-	3525	3430	72	48	-	-	-	-	-	-	-	-	-	-	-	-	
3400	-	3735	3640	76	48	-	-	-	-	-	-	-	-	-	-	-	-	
3600	144	3970	3860	80	56	-	-	-	-	-	-	-	-	-	-	-	-	
3800	-	-	-	-	-	-	-	-	-	-	-	-	-	-	-	-	-	
4000	-	-	-	-	-	-	-	-	-	-	-	-	-	-	-	-	-	



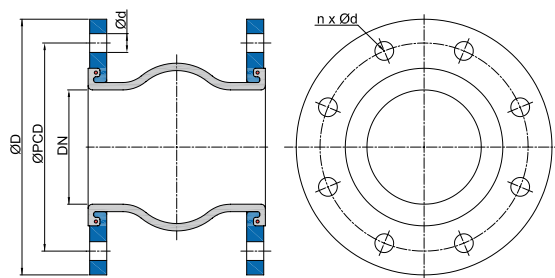
WILLBRANDT Flange Connection Dimensions



Flange table

DN	ASME B 16.5-150 lbs				ASME B 16.47 Series A 150 lbs				AWWA C207 Class D				
	Inches	ØD mm	ØPCD mm	n	Ød mm	ØD mm	ØPCD mm	n	Ød mm	ØD mm	ØPCD mm	n	Ød mm
20	3/4	-	-	-	-	-	-	-	-	-	-	-	-
25	1	108.0	79.2	4	15.7	-	-	-	-	-	-	-	-
32	1 1/4	117.0	89.0	4	15.7	-	-	-	-	-	-	-	-
40	1 1/2	127.0	98.4	4	15.7	-	-	-	-	-	-	-	-
50	2	152.4	120.6	4	19.0	-	-	-	-	-	-	-	-
65	2 1/2	177.8	139.7	4	19.0	-	-	-	-	-	-	-	-
80	3	190.5	152.4	4	19.0	-	-	-	-	-	-	-	-
100	4	228.6	190.5	8	19.0	-	-	-	-	-	-	-	-
125	5	254.0	215.9	8	22.2	-	-	-	-	-	-	-	-
150	6	279.4	241.3	8	22.2	-	-	-	-	-	-	-	-
-	7	311.2	269.9	8	22.2	-	-	-	-	-	-	-	-
200	8	342.9	298.4	8	22.2	-	-	-	-	-	-	-	-
250	10	406.4	361.9	12	25.4	-	-	-	-	-	-	-	-
300	12	482.6	431.8	12	25.4	-	-	-	-	482.6	431.8	12	25.4
350	14	533.4	476.2	12	28.6	-	-	-	-	533.4	476.3	12	28.6
400	16	596.9	539.7	16	28.6	-	-	-	-	596.9	539.8	16	28.6
450	18	635.0	577.8	16	31.8	-	-	-	-	635.0	577.9	16	31.8
500	20	698.5	635.0	20	31.8	-	-	-	-	698.5	635.0	20	31.8
550	22	749.3	692.2	20	34.9	-	-	-	-	749.3	692.2	20	34.9
600	24	812.8	749.3	20	34.9	-	-	-	-	812.8	749.3	20	34.9
650	26	-	-	-	-	870.0	806.4	24	34.9	870.0	806.4	24	34.9
700	28	-	-	-	-	927.1	863.6	28	34.9	927.1	863.6	28	34.9
750	30	-	-	-	-	984.3	914.4	28	34.9	984.3	914.4	28	34.9
800	32	-	-	-	-	1060.5	977.9	28	41.3	1060.5	977.9	28	41.3
850	34	-	-	-	-	1111.3	1028.7	32	41.3	1111.3	1028.7	32	41.3
900	36	-	-	-	-	1168.4	1085.8	32	41.3	1168.4	1085.9	32	41.3
950	38	-	-	-	-	1238.3	1149.4	32	41.3	1238.3	1149.4	32	41.3
1000	40	-	-	-	-	1289.1	1200.2	36	41.3	1289.1	1200.2	36	41.3
1050	42	-	-	-	-	1346.2	1257.3	36	41.3	1346.2	1257.3	36	41.3
1100	44	-	-	-	-	1403.4	1314.5	40	41.3	1403.4	1314.5	40	41.3
1150	46	-	-	-	-	1454.2	1365.3	40	41.3	1454.2	1365.3	40	41.3
1200	48	-	-	-	-	1511.3	1422.4	44	41.3	1511.3	1422.4	44	41.3
1250	50	-	-	-	-	1568.5	1479.6	44	47.6	1568.5	1479.6	44	47.6
1300	52	-	-	-	-	1625.6	1536.7	44	47.6	1625.6	1536.7	44	47.6
1350	54	-	-	-	-	1682.7	1593.8	44	47.6	1682.7	1593.8	44	47.6
1400	56	-	-	-	-	1746.3	1651.0	48	47.6	1746.3	1651.0	48	47.6
1450	58	-	-	-	-	1803.4	1708.2	48	47.6	1803.4	1708.2	48	47.6
1500	60	-	-	-	-	1854.2	1758.9	52	47.6	1854.2	1759.0	52	47.6
1650	66	-	-	-	-	-	-	-	-	-2032.0	1930.4	52	47.6
1800	72	-	-	-	-	-	-	-	-	2197.1	2095.5	60	47.6
1950	78	-	-	-	-	-	-	-	-	2362.2	2260.6	64	54.0
2100	84	-	-	-	-	-	-	-	-	2533.7	2425.7	64	54.0
2250	90	-	-	-	-	-	-	-	-	2705.1	2590.8	68	61.9
2400	96	-	-	-	-	-	-	-	-	2876.5	2755.9	68	61.9
2550	102	-	-	-	-	-	-	-	-	3048.0	2908.3	72	68.3
2700	108	-	-	-	-	-	-	-	-	3219.5	3067.1	72	68.3
2850	114	-	-	-	-	-	-	-	-	3390.9	3219.5	76	74.6
3000	120	-	-	-	-	-	-	-	-	3562.4	3371.9	76	74.6
3150	126	-	-	-	-	-	-	-	-	3734.0	3537.0	80	81.0
3300	132	-	-	-	-	-	-	-	-	3905.0	3702.0	80	81.0
3450	138	-	-	-	-	-	-	-	-	4077.0	3861.0	84	87.0
3600	144	-	-	-	-	-	-	-	-	4248.0	4020.0	84	87.0

WILLBRANDT Flange Connection Dimensions



Flange table

DN	JIS B 2220 5K				JIS B 2220 10K				BS Table E				
	Inches	ØD mm	ØPCD mm	n	Ød mm	ØD mm	ØPCD mm	n	Ød mm	ØD mm	ØPCD mm	n	Ød mm
20	-	85	65	4	12	100	75	4	15	-	-	-	-
25	-	95	75	4	12	125	90	4	19	-	-	-	-
32	-	115	90	4	15	135	100	4	19	-	-	-	-
40	-	120	95	4	15	140	105	4	19	-	-	-	-
50	-	130	105	4	15	155	120	4	19	-	-	-	-
65	-	155	130	4	15	175	140	4	19	-	-	-	-
80	-	180	145	4	19	185	150	8	19	-	-	-	-
90	-	190	155	4	19	195	160	8	19	-	-	-	-
100	4	200	165	8	19	210	175	8	19	215.9	177.8	8	19.0
125	5	235	200	8	19	250	210	8	23	254.0	209.5	8	19.0
150	6	265	230	8	19	280	240	8	23	279.4	234.9	8	22.2
-	7	300	260	8	23	305	265	12	23	304.8	260.3	8	22.2
200	8	320	280	8	23	330	290	12	23	336.5	292.1	8	22.2
250	10	385	345	12	23	400	355	12	25	406.4	355.6	12	22.2
300	12	430	390	12	23	445	400	16	25	457.2	406.4	12	25.4
350	14	480	435	12	25	490	445	16	25	527.0	469.9	12	25.4
400	16	540	495	16	25	560	510	16	27	577.8	520.7	12	25.4
450	18	605	555	16	25	620	565	20	27	641.3	584.2	16	25.4
500	20	655	605	20	25	675	620	20	27	704.8	641.3	16	25.4
550	22	720	665	20	27	745	680	20	33	-	-	-	-
600	24	770	715	20	27	795	730	24	33	825.5	755.7	16	25.4
650	26	825	770	24	27	845	780	24	33	870.0	806.4	24	34.9
700	28	875	820	24	27	905	840	24	33	927.1	863.6	28	34.9
750	30	945	880	24	33	970	900	24	33	984.3	914.4	28	34.9
800	32	995	930	24	33	1020	950	28	33	1060.5	977.9	28	41.3
850	34	1045	980	24	33	1070	1000	28	33	1111.3	1028.7	32	41.3
900	36	1095	1030	24	33	1120	1050	28	33	1168.4	1085.8	32	41.3
950	38	-	-	-	-	-	-	-	-	1238.3	1149.4	32	41.3
1000	40	1195	1130	28	33	1235	1160	28	39	1289.1	1200.2	36	41.3
1050	42	-	-	-	-	-	-	-	-	1346.2	1257.3	36	41.3
1100	44	1305	1240	28	33	1345	1270	28	39	1403.4	1314.5	40	41.3
1150	46	-	-	-	-	-	-	-	-	1454.2	1365.3	40	41.3
1200	48	1420	1350	32	33	1465	1380	32	39	1511.3	1422.4	44	41.3
1250	50	-	-	-	-	-	-	-	-	-	-	-	-
1300	52	-	-	-	-	-	-	-	-	-	-	-	-
1350	54	1575	1505	32	33	1630	1540	36	45	-	-	-	-
1400	56	-	-	-	-	-	-	-	-	-	-	-	-
1450	58	-	-	-	-	-	-	-	-	-	-	-	-
1500	60	1730	1660	36	33	1795	1700	40	45	-	-	-	-

