

WILLBRANDT Rubber Expansion Joint Type 56

■ not in stock

DN 50 to DN 1000

Type 56 is a cylindrical rubber expansion joint that achieves very low flow resistance because of its uncorrugated bellow geometry. It is suitable for conveying media that contain solids, even at high flow rates. It is also characterised by its flexible installation length and variety of rubber qualities, which means that a suitable rubber compound is available for every application (see material descriptions on the following page). Depending on its design, it may only be able to absorb minimal axial movement!

Type 56 is used in plant engineering, water technology and waste water technology absorb lateral movement and vibration and to insulate sound.



Bellow design	Smooth cylindrical rubber bellow with reinforcement and shaped sealing bead with core ring, self-sealing (no additional seals required). Suitable for swiveling flanges.	Approvals/Conformity	FDA and EG 1935/2004 conform, CE and drinking water approvals available on request. (Detailed overview on page 5.)
Flange version	Both sides with swiveling flange made of galvanized steel, drilled according to DIN PN 10 (standard). Other materials and dimensions are possible.	Accessories	<ul style="list-style-type: none"> - Tie rods - Vacuum supporting spiral/rings (vulcanised) - Guide sleeves - Potential equalisation - Flame-resistant protective covers - Dust and splash protection covers - Earth cover / sun protection cover Further information on page 99 - 105.
Vacuum resistance	Vacuum-proof only for short installation lengths, longer versions should be fitted with a vulcanised vacuum supporting spiral.		

Specifications

Bellow		Bellow design*			max. temperature °C	Permissible operating data							
Colour code	Colour marking*	Core (inner)	Reinforcement	Cover (outer)		°C	bar	°C	bar	°C	bar	°C	bar
red		EPDM	Polyamide	EPDM	100								
yellow		NBR	Polyamide	NBR	90								
green		CSM	Polyamide	CSM	100								
grey		CR	Polyamide	CR	90								
red-white		EPDM light	Polyamide	EPDM	100								
yellow-white		NBR light	Polyamide	NBR	90								
lilac		FPM	Aramid	FPM	200								
Silicone		Silicone	Aramid	Silicone	200								

* Other rubber compounds/reinforcements on request.

Important information

For aggressive media, please have the material resistance checked by our engineers.
 The bellows must not be painted or insulated at media temperatures >50 °C.
 Please also note the planning instructions.

WILLBRANDT Rubber Expansion Joint Type 56

Application

Type 56 red (EPDM)

For water, sea water, cooling water with glycol or other chemical additives for treating water, salt solutions, weak acids and weak alkalis. Unsuitable for aliphatic, aromatic and chlorinated hydrocarbons, oil or oily media.

Type 56 yellow (NBR)

For oils, fats, gases, diesel fuels, kerosene and crude oil. Not suitable for aromatic and chlorinated hydrocarbons, esters and ketones.

Type 56 green (CSM)

For chemicals, aggressive, chemical waste water and compressor air containing oil.

Type 56 grey (CR)

For water, waste water, swimming pool water, salt water, cooling water with anti-corrosive products containing oil, oil mixtures and compressed air containing oil.

Type 56 red-white (EPDM light)

Like type 56 red, but with light-coloured rubber in food-grade (FDA and EG 1935/2004 conform). Not approved for drinking water!

Type 56 yellow-white (NBR light)

Like type 56 yellow, but with light-coloured rubber in food-grade (FDA and EG 1935/2004 conform). Not approved for drinking water!

Type 56 lilac (FPM)

For flue gas desulphurisation systems and bio-diesel. High chemical resistance to benzene, xylene, toluene, aromatic, chlorinated hydrocarbons, mineral acids and fuels with an aromatic content of more than 50 %. For temperatures of up to +180 °C.

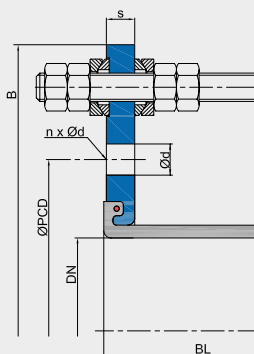
Type 56 silicone (silicone)

Suitable for hot air, acetic acid. Satisfactory resistance to aliphatic engine and gear oils. Also available in foodstuff quality. Excellent resistance to ageing, UV, ozone and weather. Very good radiation resistance. Not for use with steam above 120 °C. No resistance to fuels.

Design M - with tie rods/shear limiters

To accommodate the reaction force of the expansion joint in compression while simultaneously allowing for lateral movement.

The use of PTFE-coated spherical washers and conical sockets reduces the frictional force considerably during lateral movement. Can be used for vibration insulation and absorbing lateral movement.


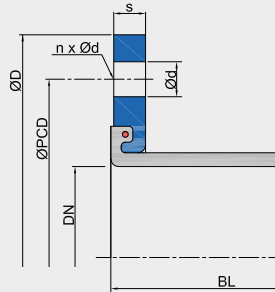


WILLBRANDT Rubber Expansion Joint Type 56

Design A - without tie rods

Can be used to absorb compression and lateral movement, as well as to insulate vibration and sound.

Can only absorb minimal expansion.



Dimensions for design A

DN*1	Length BL*2 mm	Bellow WF*3 mm ²	B mm	ØD mm	Flange PN 10*4				Movement absorption			Weight*6 kg
					ØPCD mm	Ød mm	n	s mm	axial + mm	axial - mm	lateral*5 ± mm	
50	150 - 1000	1963	255	165	125	18	4	16	3	5	12	4.3
65	150 - 1000	3317	275	185	145	18	8	16	3	5	11	5.2
80	150 - 1000	5024	290	200	160	18	8	18	3	5	10	7.0
100	150 - 1000	7850	310	220	180	18	8	18	3	5	10	7.9
125	150 - 1000	12266	340	250	210	18	8	18	3	5	9	10.0
150	150 - 1000	17663	375	285	240	22	8	18	3	5	12	12.0
200	200 - 1000	31400	440	340	295	22	8	20	6	10	11	17.0
250	200 - 1000	49063	509	395	350	22	12	20	6	10	11	20.0
300	200 - 1000	70650	559	445	400	22	12	20	6	10	10	25.0
350	200 - 1000	96163	619	505	460	22	16	25	6	10	10	38.0
400	200 - 1000	125600	700	565	515	26	16	25	6	10	10	38.0
450	200 - 1000	158963	760	615	565	26	20	30	6	10	10	52.0
500	200 - 1000	196250	810	670	620	26	20	30	6	10	10	57.0
600	200 - 1000	282600	930	780	725	30	20	30	6	10	9	75.0
700	200 - 1000	384650	1045	895	840	30	24	35	6	10	9	128.0
800	200 - 1000	502400	1175	1015	950	33	24	40	6	10	9	161.0
900	200 - 1000	635850	1285	1115	1050	33	28	40	6	10	9	197.0
1000	200 - 1000	785000	1400	1230	1160	36	28	40	6	10	8	235.0

*1 Intermediate diameters for other standards (e.g. ANSI) are also possible.

*2 Lengths available from 150/200 mm to 1000 mm.

*3 WF = effective area

*4 Other standards/dimensions possible.

*5 The lateral movement absorption applies to short length.

The lateral movement absorption increases by 6 mm every 100 mm.

*6 For short lengths.

Table values correspond to a bellows design with 6 bar operating pressure at 60 °C.

Important information

Please note the appropriate fixed point constructions and plain bearings in your piping system, as well as the tolerances as per the FSA Handbook (see the technical appendix on page 117)! For more information please refer to our planning instructions (page 107 - 117).